



US00D387591S

# United States Patent [19]

[11] Patent Number: Des. 387,591

Hatfield et al.

[45] Date of Patent: \*\*Dec. 16, 1997

[54] SIDE ELEMENT OF A SHOE UPPER

D. 382,101 8/1997 Teague .  
D. 382,993 9/1997 Clegg et al. .... D2/972  
4,563,785 1/1986 Samelson ..... D6/596 X

[75] Inventors: **Tinker L. Hatfield**, Portland; **Mark J. Smith**, Beaverton, both of Oreg.

### OTHER PUBLICATIONS

[73] Assignee: **Nike, Inc.**, Beaverton, Oreg.

Nike Fall 1997 Footwear Catalog, pp. 146, 147, 148, 169, published Dec. 1996.

[\*\*] Term: 14 Years

Nike Late Spring 1997 Footwear Catalog, pp. 11, 77, 158, published Sep. 1996.

[21] Appl. No.: 66,351

Nike Fall 1989 Footwear Catalog, p. 58, published Dec. 1988.

[22] Filed: Feb. 11, 1997

[51] LOC (6) Cl. .... 02-99

Primary Examiner—Dominic Simone

[52] U.S. Cl. .... D2/972

Attorney, Agent, or Firm—Banner & Witcoff, Ltd.

[58] Field of Search ..... D2/902, 907, 908,  
D2/943, 944, 946, 972, 973, 935, 961,  
937; 361/83, 84, 114, 45, 48, 50.1, 3 A;  
D6/596, 603-605, 381

### [57] CLAIM

The ornamental design for a side element of a shoe upper, as shown and described.

### [56] References Cited

### DESCRIPTION

#### U.S. PATENT DOCUMENTS

D. 108,622	3/1938	Johnson	.....	D6/604
D. 187,638	4/1960	Kelley	.....	D6/604
D. 225,800	1/1973	Fisher	.....	D6/334
D. 297,588	9/1988	Gerber et al.	..	
D. 299,886	2/1989	Brown et al.	..	
D. 300,782	4/1989	Brown et al.	..	
D. 301,387	6/1989	Diaz et al.	..	
D. 335,389	5/1993	Hatfield et al.	..	
D. 336,148	6/1993	Adams	..	
D. 345,249	3/1994	Sell, Jr.	.....	D2/961
D. 347,109	5/1994	Avar	..	
D. 364,034	11/1995	Lee et al.	.....	D2/961
D. 376,720	12/1996	Thode et al.	.....	D6/603

FIG. 1 is a side elevational view of a shoe upper showing our new design;

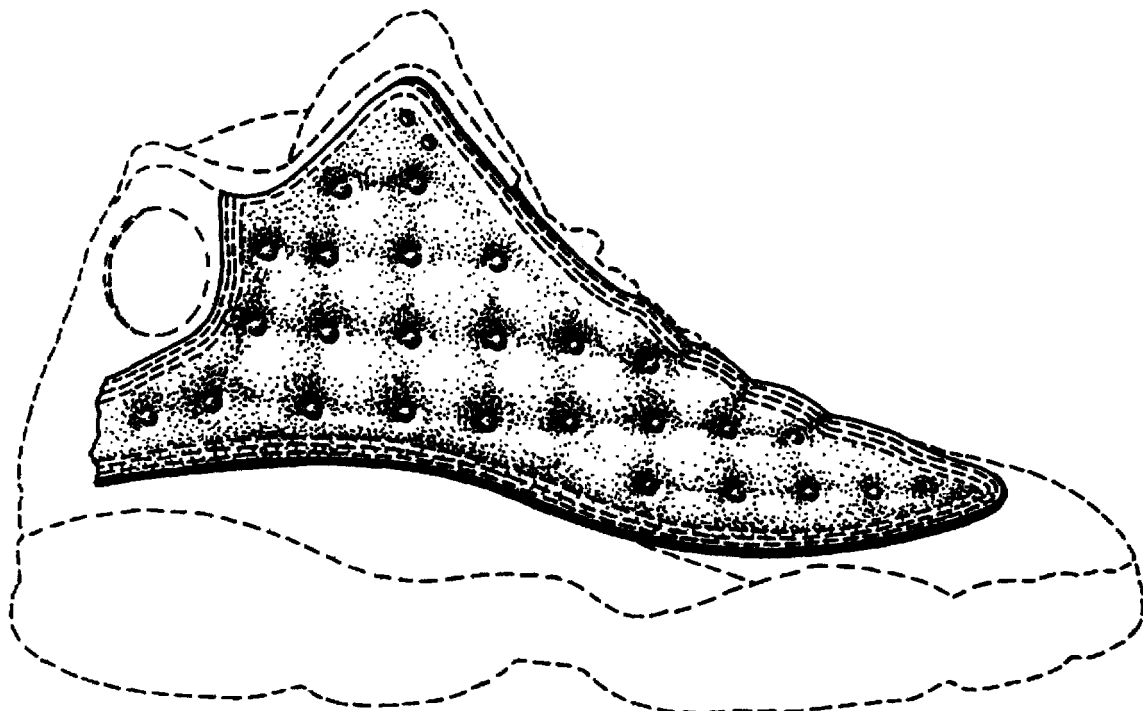
FIG. 2 is a top plan view of the side element of a shoe upper shown in FIG. 1;

FIG. 3 is a front elevational view of the side element of a shoe upper shown in FIG. 1; and,

FIG. 4 is a rear elevational view of the side element of a shoe upper shown in FIG. 1.

The broken line showing of the remainder of the shoe is for illustration purposes only and forms no part of the claimed design.

1 Claim, 2 Drawing Sheets






FIG. 1

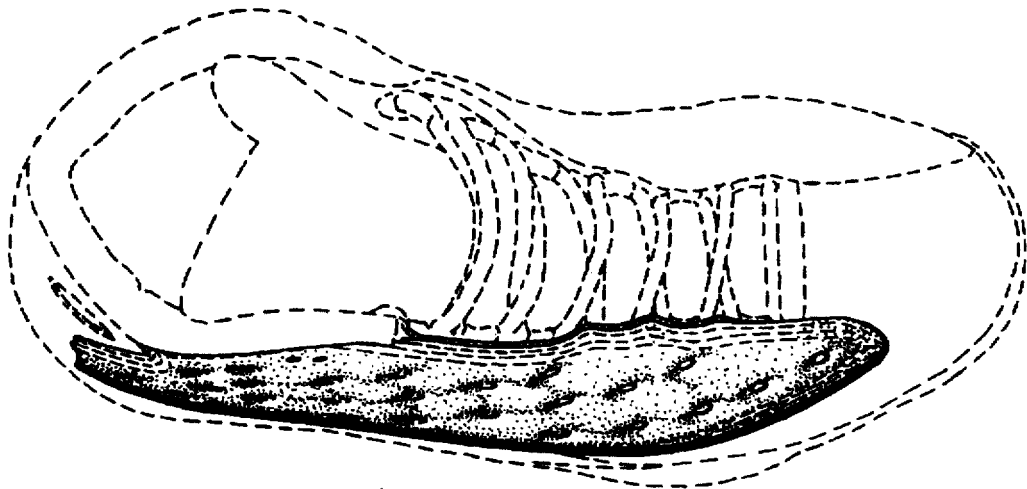


FIG. 2

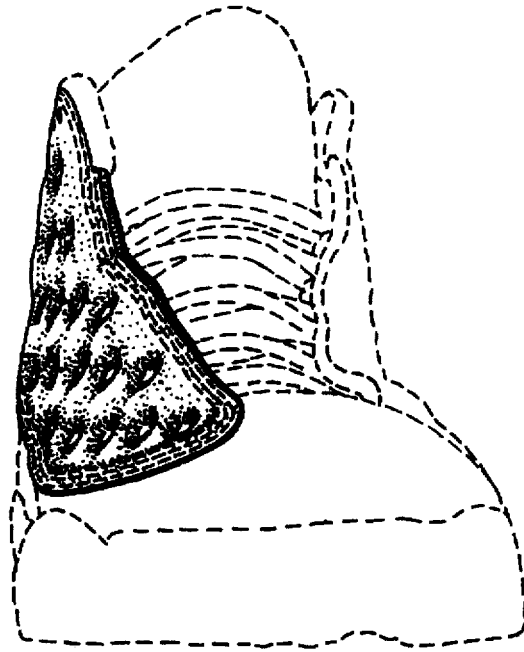


FIG. 3

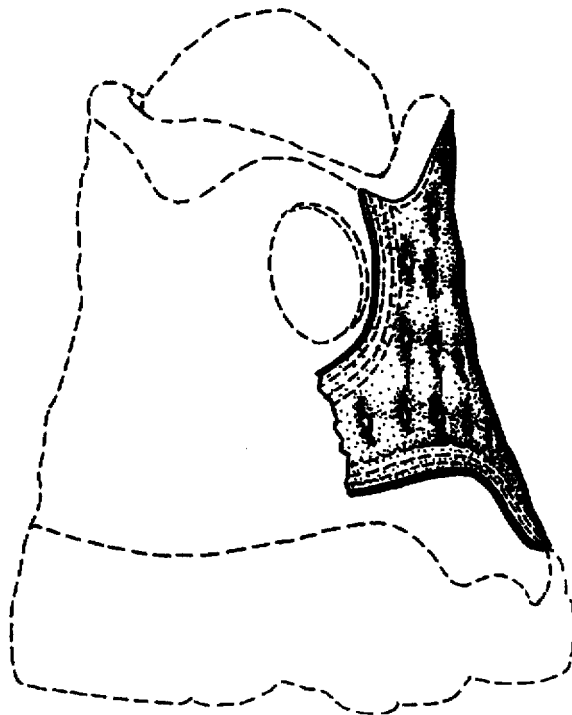


FIG. 4