



US00D515070S

(12) **United States Design Patent**
Andre et al.

(10) **Patent No.:** **US D515,070 S**
(45) **Date of Patent:** **** Feb. 14, 2006**

(54) **EAR PHONE**

(75) Inventors: **Bartley K. Andre**, Menlo Park, CA (US); **Daniel J. Coster**, San Francisco, CA (US); **Daniele De Iulius**, San Francisco, CA (US); **Richard P. Howarth**, San Francisco, CA (US); **Jonathan P. Ive**, San Francisco, CA (US); **Duncan Robert Kerr**, San Francisco, CA (US); **Shin Nishibori**, San Francisco, CA (US); **Matthew Dean Rohrbach**, San Francisco, CA (US); **Douglas B. Satzger**, Menlo Park, CA (US); **Calvin Q. Seid**, Palo Alto, CA (US); **Christopher J. Stringer**, Portola Valley, CA (US); **Eugene Anthony Whang**, San Francisco, CA (US)

(73) Assignee: **Apple Computer, Inc.**, Cupertino, CA (US)

(**) Term: **14 Years**

(21) Appl. No.: **29/220,041**

(22) Filed: **Dec. 22, 2004**

Related U.S. Application Data

(62) Division of application No. 29/196,864, filed on Jan. 5, 2004, now Pat. No. Des. 506,744.

(51) **LOC (8) Cl.** **14-01**

(52) **U.S. Cl.** **D14/205**

(58) **Field of Classification Search** D14/140, D14/218, 192, 205, 206, 223, 224, 248, 249; 181/129, 130, 149; 379/430, 431, 444; 381/182, 381/328, 373, 380, 381, 322; D24/106, 134, D24/173, 174; 128/864-868

See application file for complete search history.

(56) **References Cited**

U.S. PATENT DOCUMENTS

1,650,039 A 11/1927 Price

2,325,590 A	*	7/1943	Carlisle et al.	381/328
D153,577 S		5/1949	Bland	
D270,634 S		9/1983	Ungar	
D278,234 S		4/1985	Saito	
4,588,867 A		5/1986	Konomi	
4,646,872 A		3/1987	Kamon et al.	
4,677,675 A	*	6/1987	Killion et al.	381/322
D299,344 S	*	1/1989	Stevens	D14/249
4,893,344 A		1/1990	Tragardh et al.	
4,942,617 A		7/1990	Boylan	
D311,007 S		10/1990	Daido	
D316,550 S		4/1991	Sogabe	
D318,670 S		7/1991	Taniguchi et al.	
D318,864 S		8/1991	Daido et al.	
D318,865 S		8/1991	Ichikawa	
D326,655 S		6/1992	Iribe	
D331,057 S		11/1992	Isonaga	
5,185,802 A	*	2/1993	Stanton	381/328
D337,118 S		7/1993	Seikita	
D391,572 S		3/1998	Lee	
D410,079 S	*	5/1999	Falco et al.	D24/106
D430,139 S		8/2000	Peters et al.	
6,122,369 A		9/2000	Hwang et al.	
D469,753 S		2/2003	Andre et al.	

* cited by examiner

Primary Examiner—Paula A. Greene

(74) *Attorney, Agent, or Firm*—Beyer Weaver & Thomas, LLP

(57) **CLAIM**

We claim the ornamental design for an ear phone, substantially as shown and described.

DESCRIPTION

FIG. 1 is a perspective view of an ear phone assembly in accordance with the present design.

FIG. 2 is a top view of an ear phone shown in FIG. 1.

FIG. 3 is a bottom view of an ear phone shown in FIG. 1.

FIG. 4 is a right side view of an ear phone shown in FIG. 1.

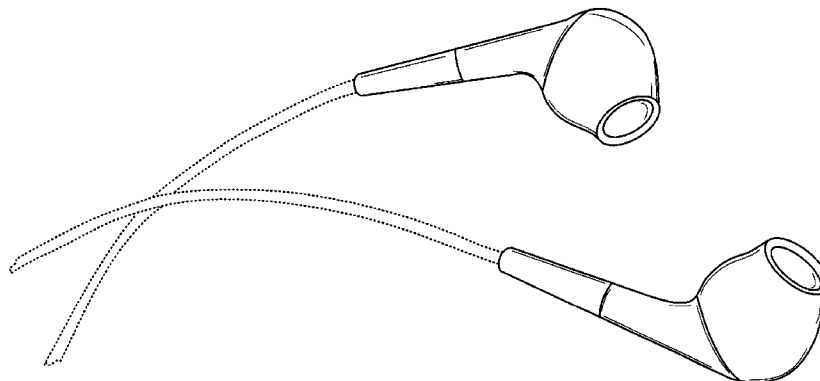
FIG. 5 is a left side view of an ear phone shown in FIG. 1.

FIG. 6 is a front view of an ear phone shown in FIG. 1; and

FIG. 7 is a rear view of an ear phone shown in FIG. 1.

The broken line showing in FIGS. 1-5, and 7 are for illustrative purposes only and forms no part of the claimed design.

1 Claim, 3 Drawing Sheets



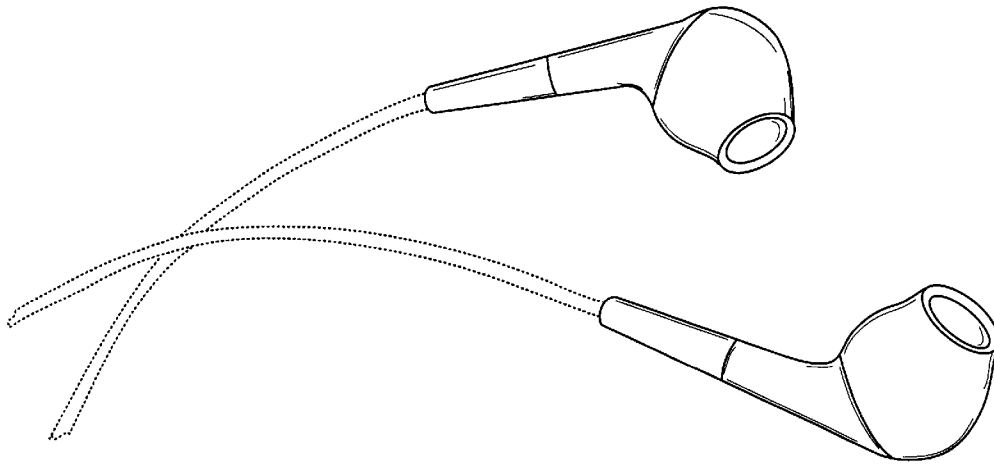


FIG. 1

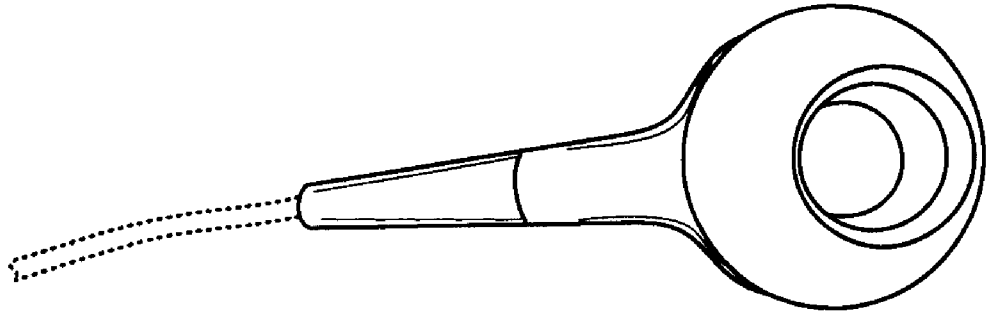


FIG. 2

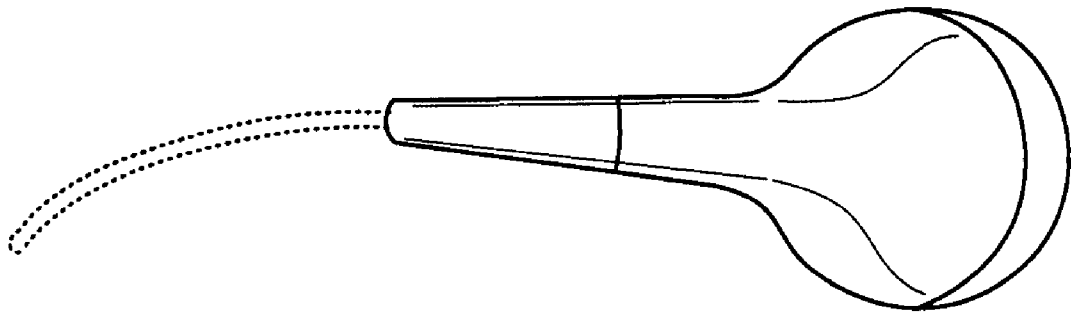


FIG. 3

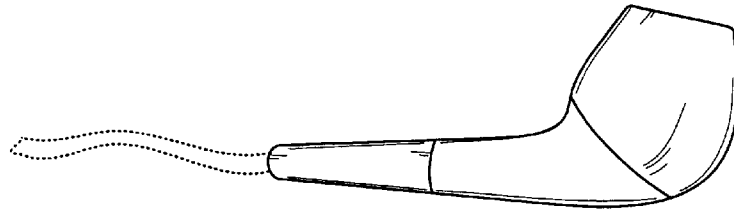


FIG. 4

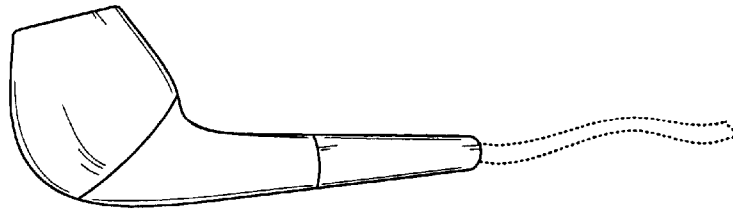


FIG. 5

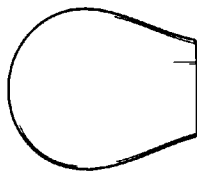


FIG. 6

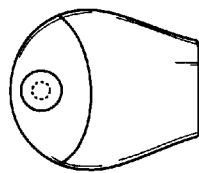


FIG. 7