



US00D472182S

(12) **United States Design Patent** (10) **Patent No.:** **US D472,182 S**
Whitman (45) **Date of Patent:** **** Mar. 25, 2003**

(54) **ILLUMINABLE CHRISTMAS ORNAMENT**

D411,480 S * 6/1999 Vecchio et al. D11/125
D438,140 S * 2/2001 Burks et al. D11/125

(76) Inventor: **David L. Whitman**, 779 E. Wards
Bridge Rd., Kenansville, NC (US)
28349

* cited by examiner

Primary Examiner—Dominic Simone

(**) Term: **14 Years**

(57) **CLAIM**

(21) Appl. No.: **29/156,650**

The ornamental design for a illuminable Christmas orna-
ment, as shown and described.

(22) Filed: **Mar. 6, 2002**

DESCRIPTION

(51) **LOC (7) Cl.** **11-05**

FIG. 1 is a front view of a illuminable Christmas ornament
showing my new design.

(52) **U.S. Cl.** **D11/125; D11/121**

FIG. 2 is a back view of the illuminable Christmas ornament.
FIG. 3 is a left side view of the illuminable Christmas
ornament.

(58) **Field of Search** D11/117, 121,
D11/125; D20/14, 16; 428/7; 40/541, 550,
551; 362/806

FIG. 4 is a right side view of the illuminable Christmas
ornament.

(56) **References Cited**


U.S. PATENT DOCUMENTS

1,203,582	A	*	11/1916	Chase	40/551
1,833,498	A	*	11/1931	Prouty	40/550
1,843,556	A	*	2/1932	Hanway	40/550
D185,812	S	*	8/1959	Campana	D11/125
D248,382	S	*	7/1978	Lambrenos	D11/125
D409,111	S	*	5/1999	Osadacz	D11/125

FIG. 5 is a top view of the illuminable Christmas ornament.
FIG. 6 is bottom view of the illuminable Christmas orna-
ment; and,

FIG. 7 is a front perspective view of the illuminable Christ-
mas ornament.

1 Claim, 5 Drawing Sheets






FIG. 1




FIG. 2

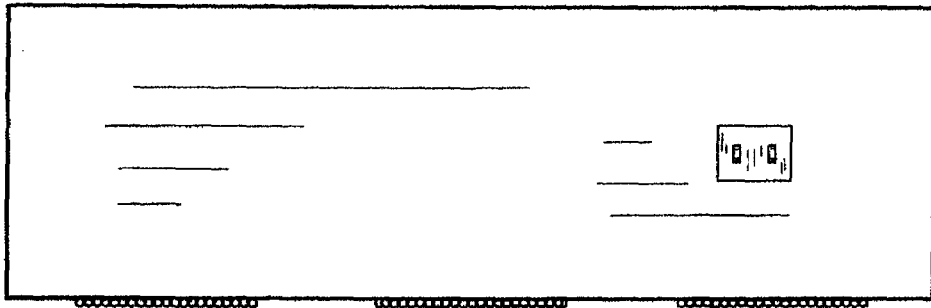


FIG. 4




FIG. 3




FIG. 5




FIG. 6




FIG. 7