



US00D325291S

United States Patent [19]

[11] Patent Number: **Des. 325,291**

Hatfield

[45] Date of Patent: **** Apr. 14, 1992**

[54] **SHOE UPPER**

[75] Inventor: **Tinker Hatfield, Portland, Oreg.**

[73] Assignees: **Nike, Inc.; Nike International Ltd., both of Beaverton, Oreg.**

[**] Term: **14 Years**

[21] Appl. No.: **688,333**

[22] Filed: **Apr. 22, 1991**

[52] U.S. Cl. **D2/314; D2/312**

[58] Field of Search **D2/264, 265, 272, 275, D2/308-314; 36/45, 83, 84, 89, 101-106, 112-114, 132, 136**

[56] **References Cited**

U.S. PATENT DOCUMENTS

- D. 273,340 4/1984 Gamm D2/310
- D. 291,144 8/1987 Tong D2/314
- D. 292,241 10/1987 Selbiger D2/312 X
- D. 294,193 2/1988 Brown .
- D. 316,928 5/1991 Rogers D2/314

OTHER PUBLICATIONS

- Nike Fall 1988 Catalog, p. 66.
- Nike Spring 1989 Catalog, pp. 36 and 62.

- Nike Fall 1989 Catalog, pp. 4 and 84.
- Nike Spring 1990 Catalog, p. 22.
- Nike Fall 1991 Catalog, pp. 32 and 60.

Primary Examiner—Louis S. Zarfaz
Attorney, Agent, or Firm—Banner, Birch, McKie & Beckett

[57] **CLAIM**

The ornamental design for a shoe upper, as shown and described.

DESCRIPTION

FIG. 1 is a side elevational view of one side of a shoe upper showing my new design;
 FIG. 2 is a side elevational view of the other side of the shoe upper shown in FIG. 1;
 FIG. 3 is a front elevational view of the shoe upper shown in FIG. 1;
 FIG. 4 is a rear elevational view of the shoe upper shown in FIG. 1;
 FIG. 5 is a top plan view of the shoe upper shown in FIG. 1; and,
 FIG. 6 is a cross-sectional view taken along the line 6-6 of FIG. 1.
 The broken line showing of a shoe sole in FIGS. 1-4 and 6 is for illustrative purposes only and forms no part of the claimed design.


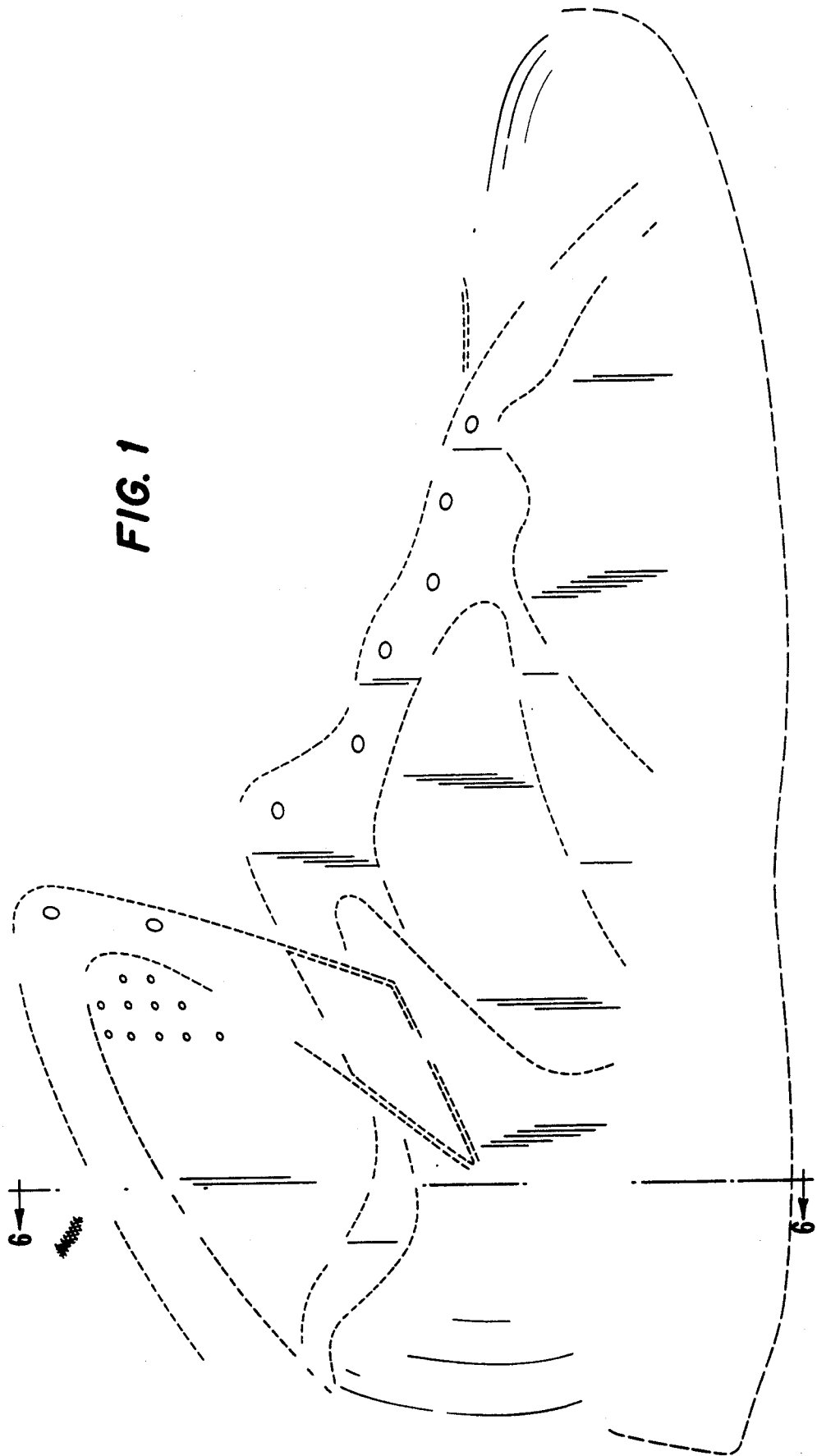


FIG. 1



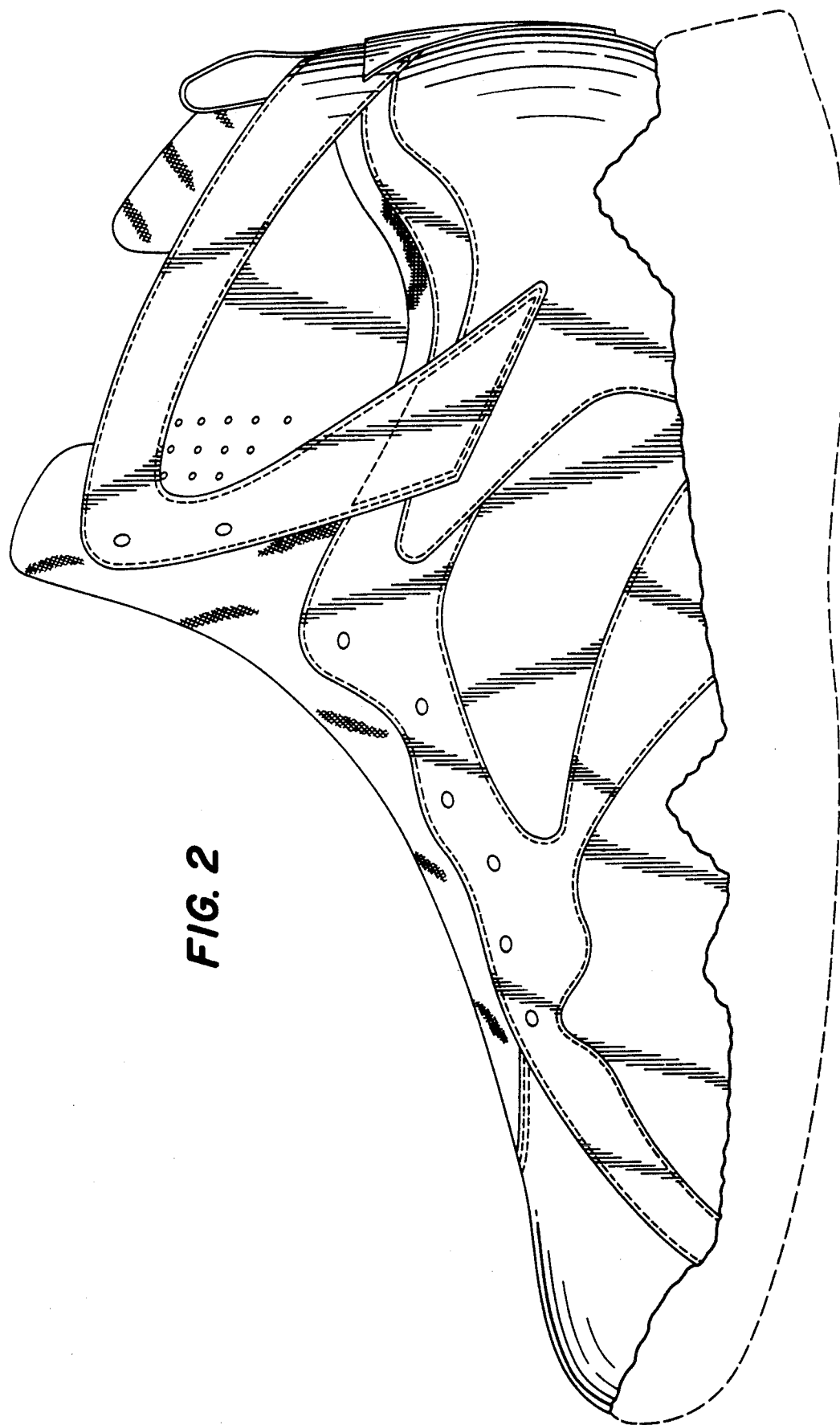


FIG. 2

FIG. 4

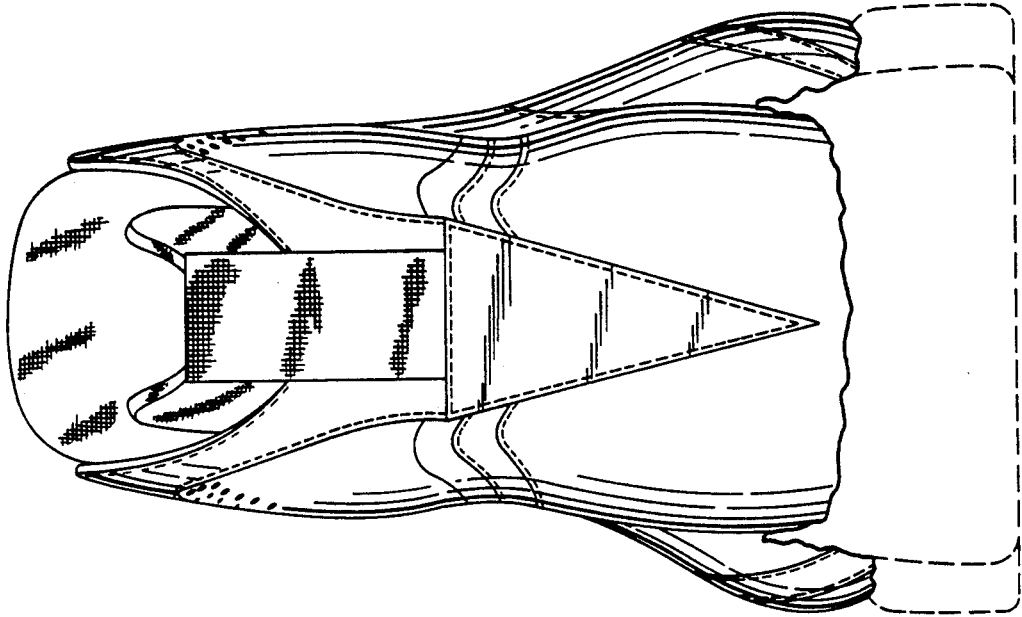


FIG. 3

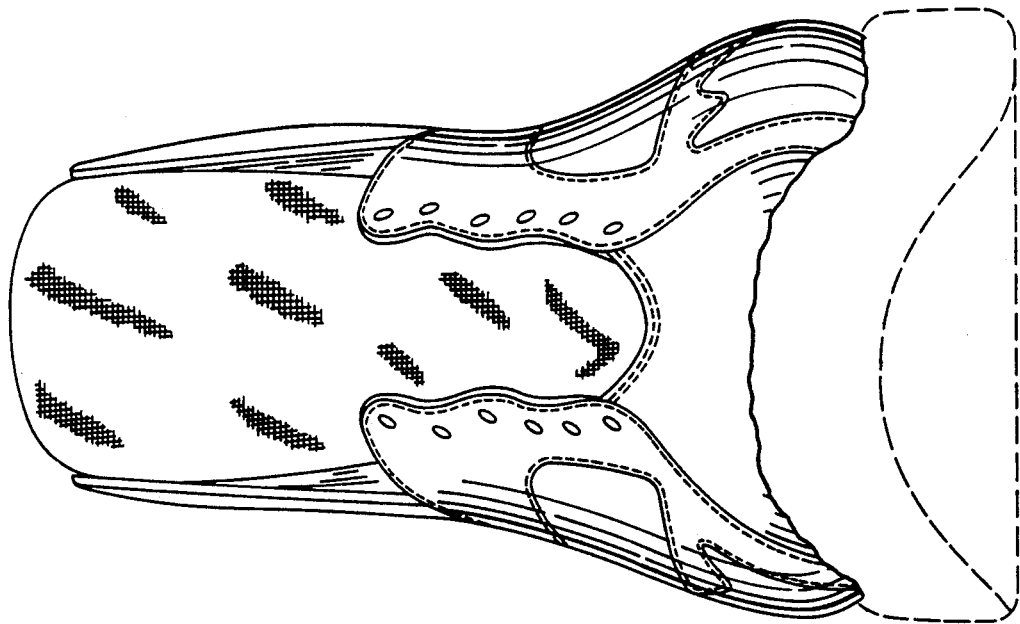


FIG. 5

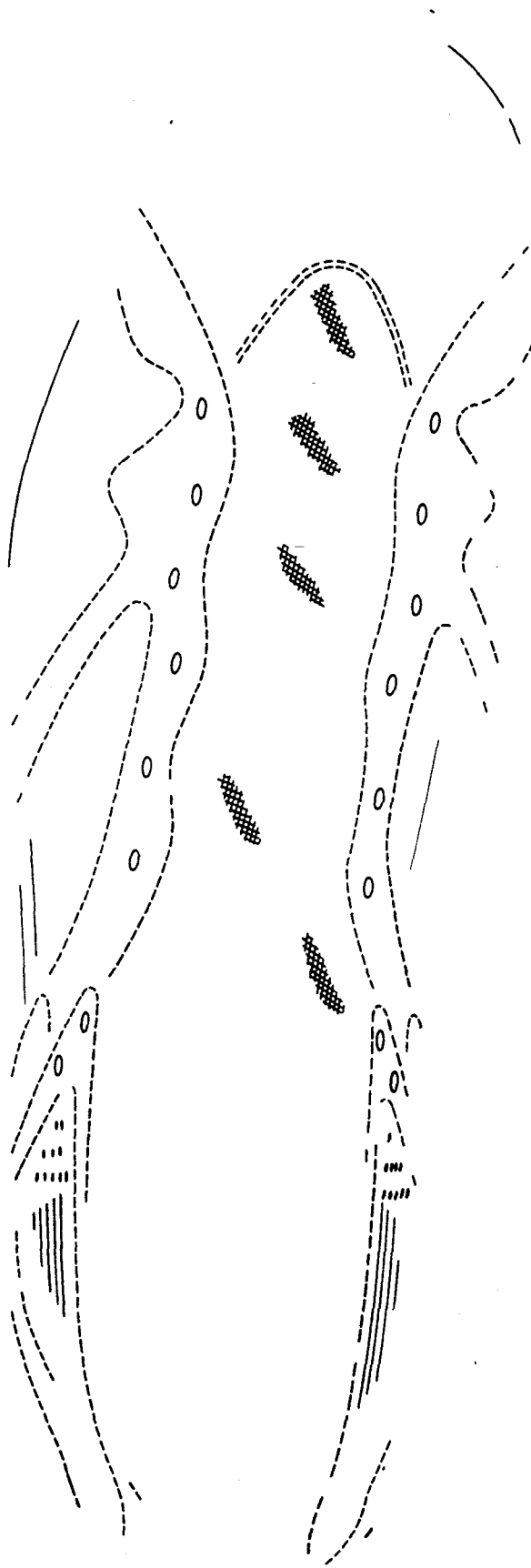


FIG. 6

